

Weekly indicators & trading activity

Trading Value in TND

Weekly change

42 115 674
Total Trading value in TND

23.76 %

22 702 619
Shares Trading Value

42.74 %

491 269
Bonds Trading Value

36.41 %

30 507
Parallel Market value

-76.39 %

18 891 280
Registrations

7.11 %

0
Declarations

-100.00 %

Trading volume

Weekly change

4 259 117
Total trading volume

55.87 %

2 366 744
Shares Trading Volume

9.08 %

8 042
Bonds Trading Volume

-29.97 %

17 094
Parallel Market value

-59.68 %

1 867 237
Registrations

266.92 %

0
Declarations

-100.00 %

26 513
Capitalization in MD

8,38 %
Annual change

9 989,34
TUNINDEX

2,08 %
Weekly change

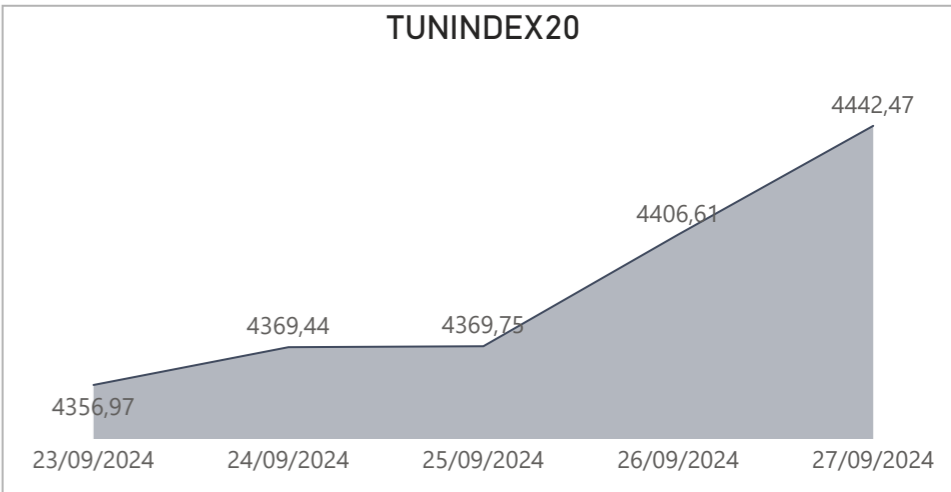
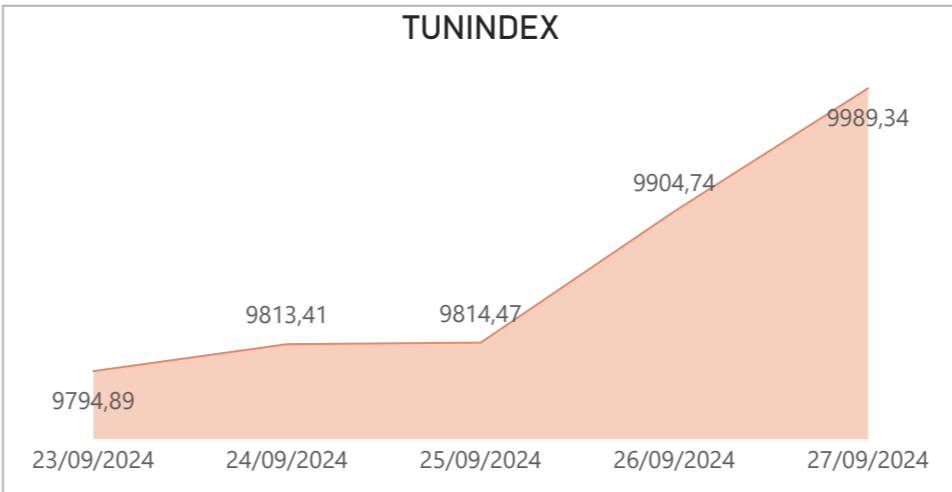
14,16 %
Annual change

4 442,47
TUNINDEX20

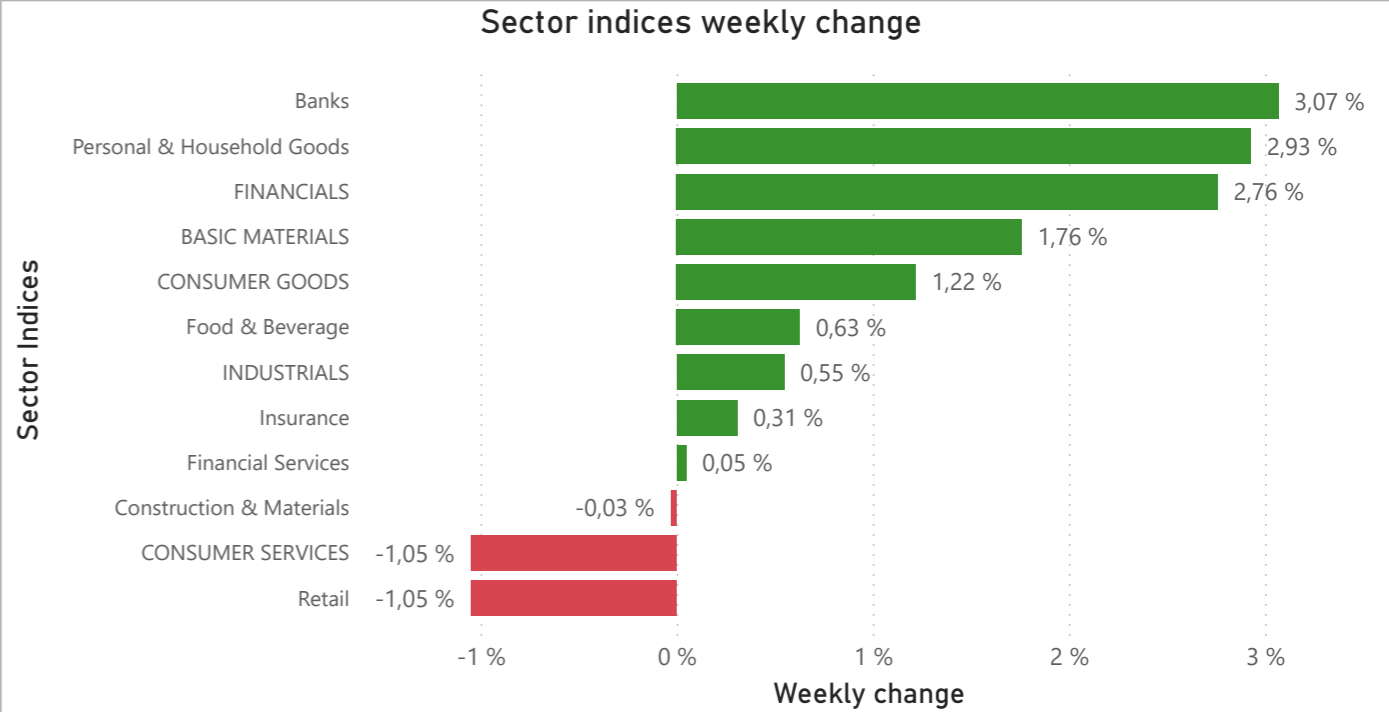
2,04 %
Weekly change

16,12 %
Annual change

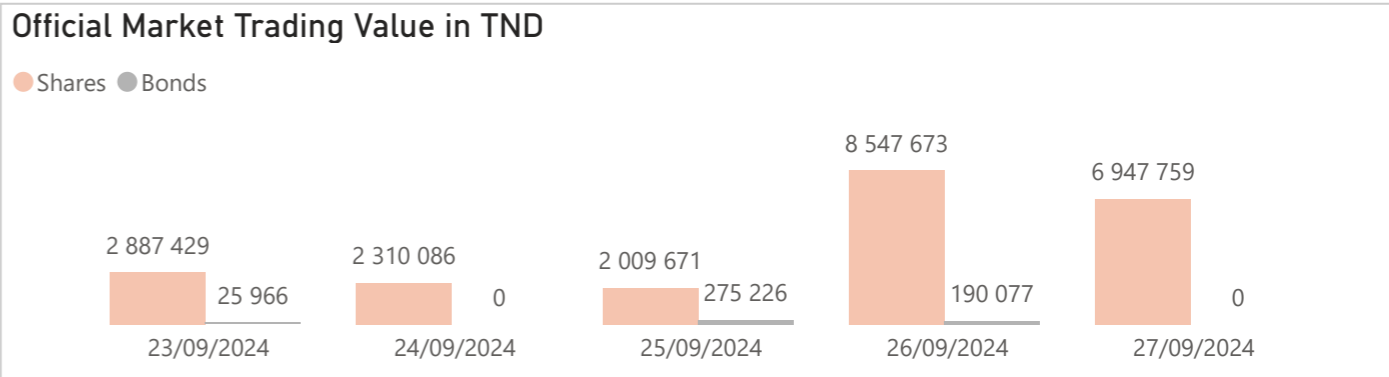
INDICES	TUNINDEX		TUNINDEX20		
	session	Index value	Daily change	Index value	Daily change
	23/09/2024	9 794,89	0,09 %	4 356,97	0,08 %
	24/09/2024	9 813,41	0,19 %	4 369,44	0,29 %
	25/09/2024	9 814,47	0,01 %	4 369,75	0,01 %
	26/09/2024	9 904,74	0,92 %	4 406,61	0,84 %
	27/09/2024	9 989,34	0,85 %	4 442,47	0,81 %



Sector Indices	Index Value	Last week Index Value	Weekly change	Annual change	Weight in TUNINDEX
FINANCIALS	7 582,63	7 378,87	2,76 %	15,74 %	63,51 %
Banks	7 075,81	6 865,32	3,07 %	15,98 %	56,93 %
Insurance	14 528,86	14 483,30	0,31 %	2,02 %	3,63 %
Financial Services	12 131,37	12 124,95	0,05 %	32,08 %	2,95 %
CONSUMER SERVICES	3 091,17	3 124,06	-1,05 %	2,95 %	3,48 %
Retail	4 870,12	4 921,95	-1,05 %	2,95 %	3,48 %
CONSUMER GOODS	8 297,25	8 197,02	1,22 %	18,16 %	21,04 %
Food & Beverage	10 224,97	10 161,25	0,63 %	17,13 %	15,68 %
Personal & Household Goods	2 633,92	2 558,82	2,93 %	21,31 %	5,30 %
INDUSTRIALS	1 690,44	1 681,17	0,55 %	1,89 %	7,70 %
Construction & Materials	701,08	701,28	-0,03 %	-0,91 %	3,36 %
BASIC MATERIALS	4 509,26	4 431,30	1,76 %	15,47 %	2,27 %



Session	Trades number	Trading Volume	Trading Value in TND	Trading Value in %
23/09/2024	1 353	431 936	2 913 395	12,56%
24/09/2024	1 159	362 456	2 310 086	9,96%
25/09/2024	1 399	366 981	2 284 897	9,85%
26/09/2024	2 532	525 663	8 737 751	37,67%
27/09/2024	2 055	687 750	6 947 759	29,96%
Total	8 498	2 374 786	23 193 887	100,00%



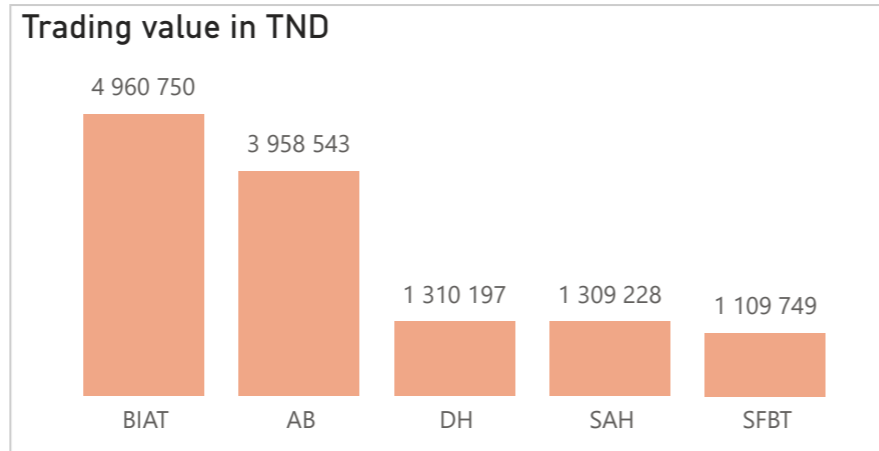
Session	Trades number	Trading Volume	Trading Value in TND	Trading Value in %
23/09/2024	3	160	285	0,93%
24/09/2024	6	7 030	12 513	41,02%
25/09/2024	16	7 961	13 773	45,15%
26/09/2024	2	100	177	0,58%
27/09/2024	6	1 843	3 759	12,32%
Total	33	17 094	30 507	100,00%

Session	Trades number	Trading volume	Trading value in TND	Trading value in %
23/09/2024	3	3 004	35 987	0,19%
24/09/2024	10	1 180 321	15 832 111	83,81%
25/09/2024	2	584 160	1 135 932	6,01%
26/09/2024	19	63 985	249 174	1,32%
27/09/2024	3	35 767	1 638 076	8,67%
Total	37	1 867 237	18 891 280	100,00%

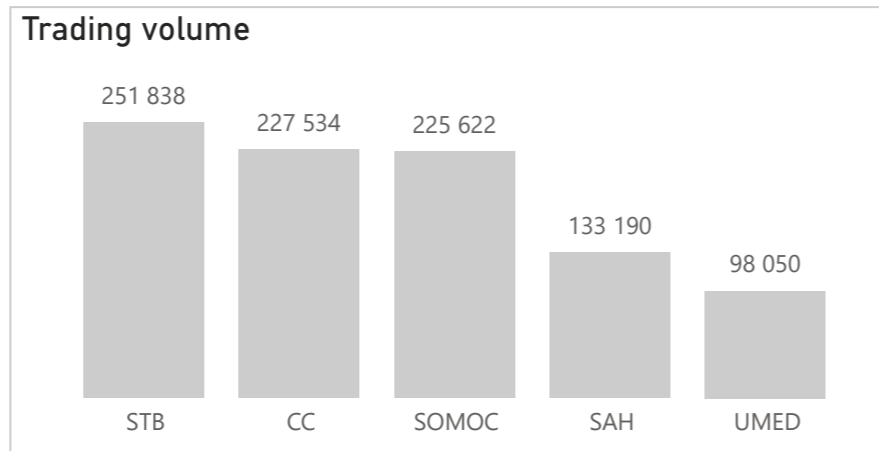
Weekly rankings of companies listed on the Main Market (Top 5)

Most active companies

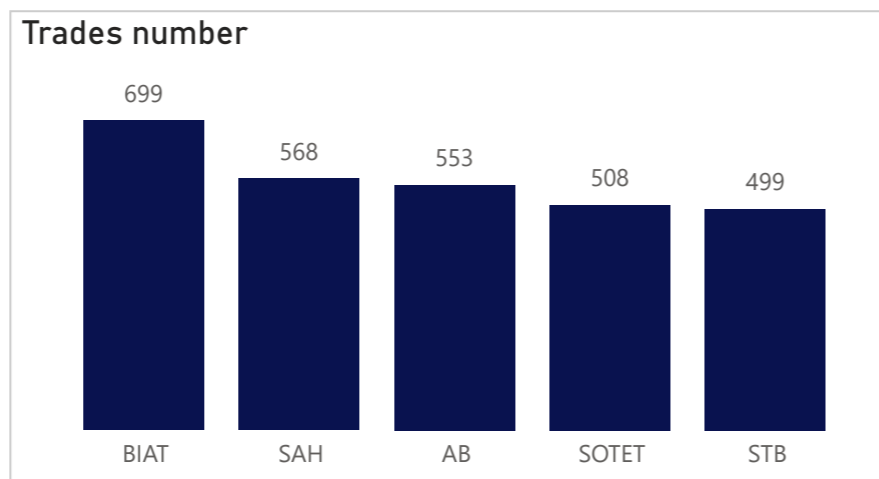
Company	Segment	Trading Group	Trading value in TND
BIAT	A	11	4 960 750
AB	A	11	3 958 543
DH	A	11	1 310 197
SAH	A	11	1 309 228
SFBT	A	11	1 109 749



Company	Segment	Trading Group	Trading volume
STB	A	11	251 838
CC	A	11	227 534
SOMOC	B	11	225 622
SAH	A	11	133 190
UMED	A	11	98 050



Company	Segment	Trading Group	Trades number
BIAT	A	11	699
SAH	A	11	568
AB	A	11	553
SOTET	B	11	508
STB	A	11	499

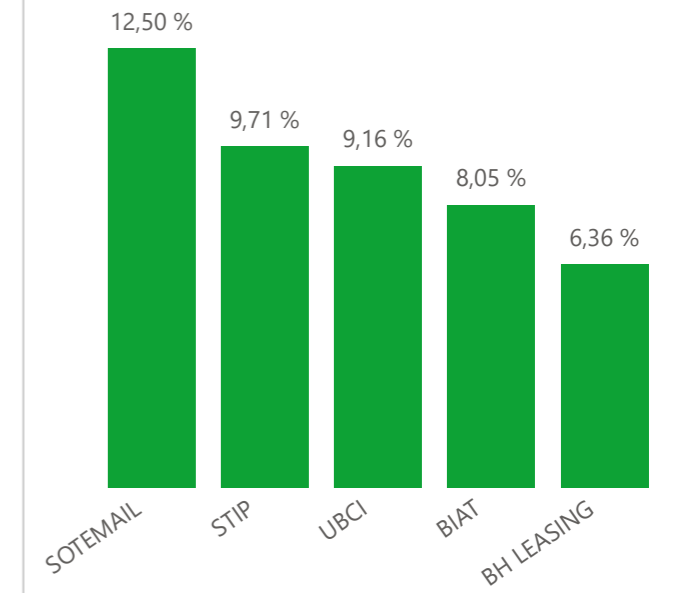


Weekly Yields

Top 5 Highest Yields

Company	Trading Group	Closing Price	Weekly yield
SOTEMAIL	12	1,350	12,50 %
STIP	12	4,180	9,71 %
UBCI	12	24,560	9,16 %
BIAT	11	108,910	8,05 %
BH LEASING	12	4,350	6,36 %

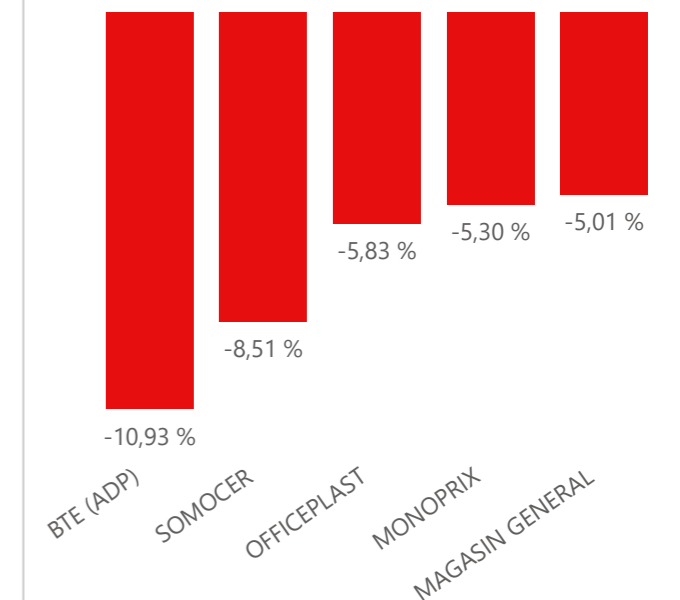
Top 5 Highest Yields



Top 5 Lowest Yields

Company	Trading Group	Closing Price	Weekly Yield
BTE (ADP)	12	4,400	-10,93 %
SOMOCER	11	0,430	-8,51 %
OFFICEPLAST	12	0,970	-5,83 %
MONOPRIX	12	3,930	-5,30 %
MAGASIN GENERAL	12	7,390	-5,01 %

Top 5 Lowest Yields



The Main Market: Weekly activity by listed company

Sector	Company	Code ISIN	Segment	Trading Group	MNEMO	Trading Method	Market Capitalization in MD	Last week closing price	Current week closing price	Weekly yield	#of block trades/Week	Block trading volume/Week	Block trading value in TND/Week	#of trades/Week	Trading volume/Week	Trading value in TND/Week
Banks							12 299,15				0	0	0	2 528	613 014	11 829 541
	BIAT	TN0001800457	A	11	BIAT	Continu	3 888,09	100,800	108,910	8,05 %	0	0	0	699	46 730	4 960 750
	ATTIJARI BANK	TN0001600154	A	11	TJARI	Continu	2 234,40	52,450	53,200	1,43 %	0	0	0	175	18 083	960 768
	BT	TN0002200053	A	11	BT	Continu	1 404,00	5,140	5,200	1,17 %	0	0	0	146	73 359	377 049
	AB	TN0003400058	A	11	AB	Continu	1 331,62	42,800	44,000	2,80 %	0	0	0	553	92 019	3 958 543
	UIB	TN0003900107	A	11	UIB	Continu	748,88	23,000	23,000	0,00 %	0	0	0	37	3 430	78 938
	BH BANK	TN0001900604	A	11	BH	Continu	655,45	13,710	13,770	0,44 %	0	0	0	9	331	4 531
	BNA	TN0003100609	A	11	BNA	Continu	508,16	8,100	7,940	-1,98 %	0	0	0	181	75 153	599 299
	UBCI	TN0002400505	A	12	UBCI	Fixing	491,24	22,500	24,560	9,16 %	0	0	0	1	11	248
	STB	TN0002600955	A	11	STB	Continu	463,02	2,990	2,980	-0,33 %	0	0	0	499	251 838	728 449
	ATB	TN0003600350	A	11	ATB	Continu	296,00	2,990	2,960	-1,00 %	0	0	0	195	49 677	142 404
	WIFACK INTERNATIONAL BANK	TN0007200017	A	12	WIFAK	Fixing	273,90	9,000	9,130	1,44 %	0	0	0	8	1 637	14 965
	BTE	TN0001300557	B	12	BTE	Fixing	4,40	4,940	4,400	-10,93 %	0	0	0	25	746	3 598
Food & Beverage							5 862,29				0	0	0	809	218 123	2 771 813
	SFBT	TN0001100254	A	11	SFBT	Continu	3 284,53	12,200	12,250	0,41 %	0	0	0	352	90 894	1 109 749
	POULINA GP HOLDING	TN0005700018	A	11	PGH	Continu	1 620,03	9,000	9,000	0,00 %	0	0	0	129	38 072	340 989
	DELICE HOLDING	TN0007670011	A	11	DH	Continu	823,61	14,450	15,000	3,81 %	0	0	0	300	88 028	1 310 197
	LAND OR	TN0007510019	B	11	LNDOR	Continu	134,12	9,700	9,730	0,31 %	0	0	0	28	1 129	10 879
Insurance							1 317,66				0	0	0	610	85 387	1 078 833
	STAR	TN0006060016	A	12	STAR	Fixing	380,77	166,000	165,000	-0,60 %	0	0	0	433	3 432	569 585
	ASTREE	TN0003000452	A	12	AST	Fixing	276,00	46,000	46,000	0,00 %	0	0	0	0	0	0
	ASSUR MAGHREBIA	TN0007830011	A	12	ASSMA	Fixing	239,63	53,250	53,250	0,00 %	0	0	0	0	0	0
	ASSU MAGHREBIA VIE	TNDKJ8O68X14	B	11	AMV	Continu	153,75	6,100	6,150	0,82 %	0	0	0	155	75 762	465 667
	TUNIS RE	TN0007380017	B	12	TRE	Fixing	141,80	6,900	7,090	2,75 %	0	0	0	22	6 193	43 581
	BH ASSURANCE	TN0006550016	B	12	BHASS	Fixing	125,71	47,260	47,260	0,00 %	0	0	0	0	0	0
Retail							1 317,06				0	0	0	484	117 804	549 216
	ENNAKL AUTOMOBILES	TN0007410012	A	11	NAKL	Continu	328,20	10,900	10,940	0,37 %	0	0	0	53	2 627	28 533
	ARTES	TN0007300015	A	11	ARTES	Continu	259,72	6,620	6,790	2,57 %	0	0	0	139	28 915	191 849
	CITY CARS	TN0007550015	A	11	CITY	Continu	221,40	12,490	12,300	-1,52 %	0	0	0	64	5 443	66 860
	SMART TUNISIE	TNQPQXRODTH8	B	11	SMART	Continu	144,91	16,900	16,700	-1,18 %	0	0	0	62	7 683	128 948
	MAGASIN GENERAL	TN0006440010	B	12	MAG	Fixing	116,59	7,780	7,390	-5,01 %	0	0	0	4	279	2 062
	MONOPRIX	TN0001000108	B	12	MNP	Fixing	99,61	4,150	3,930	-5,30 %	0	0	0	21	2 480	9 911
	SOTUMAG	TN0006580013	B	11	MGR	Continu	82,50	6,190	6,250	0,97 %	0	0	0	12	1 534	9 552
	STA	TNNGTFLC2986	B	11	STA	Continu	37,98	19,300	18,990	-1,61 %	0	0	0	57	3 202	60 127
	UADH	TN0007690019	S	99	UADH	Fixing	15,89	0,450	0,430	-4,44 %	0	0	0	43	53 652	23 115
	CELLCOM	TN0007590011	S	99	CELL	Fixing	10,26	2,360	2,300	-2,54 %	0	0	0	29	11 989	28 260
Industrial Goods & Services							1 255,70				0	0	0	644	170 882	1 360 624
	ONE TECH HOLDING	TN0007530017	A	11	OTH	Continu	734,05	9,040	9,130	1,00 %	0	0	0	344	86 361	783 191
	SOTUVER	TN0006560015	A	11	SOTUV	Continu	467,13	11,700	11,900	1,71 %	0	0	0	241	33 409	397 153
	SIAME	TN0006590012	B	11	SIAME	Continu	54,52	3,630	3,530	-2,75 %	0	0	0	59	51 112	180 280
Financial Services							1 098,50				0	0	0	138	30 219	154 421
	SPDIT SICAF	TN0001400704	A	12	SPDIT	Fixing	350,00	12,500	12,500	0,00 %	0	0	0	18	224	2 799
	TUNISIE LEASING ET FACTORING	TN0002100907	B	12	TLS	Fixing	178,20	16,880	16,500	-2,25 %	0	0	0	17	1 867	30 814
	CIL	TN0004200853	B	12	CIL	Fixing	152,95	21,800	21,850	0,23 %	0	0	0	13	218	4 765
	ATL	TN0004700100	B	11	ATL	Continu	126,75	3,900	3,900	0,00 %	0	0	0	36	20 134	77 946
	HANNIBAL LEASE	TN0007310139	B	12	HL	Fixing	81,95	7,450	7,450	0,00 %	0	0	0	3	2 185	16 278
	BEST LEASE	TN0007580012	B	12	BL	Fixing	69,00	2,300	2,300	0,00 %	0	0	0	4	1 090	2 507
	ATTIJARI LEASING	TN0006610018	B	11	TJL	Continu	54,04	19,400	19,650	1,29 %	0	0	0	3	36	707
	PLAC TSIE SICAF	TN0002500650	B	12	PLTU	Fixing	46,01	46,010	46,010	0,00 %	0	0	0	0	0	0
	BH LEASING	TN0006720049	B	12	BHL	Fixing	30,45	4,090	4,350	6,36 %	0	0	0	44	4 465	18 604
	TUNINVEST SICAR	TN0004100202	B	12	TINV	Fixing	9,15	9,470	9,470	0,00 %	0	0	0	0	0	0
Personal & Household Goods							1 037,24				0	0	0	1 021	194 834	1 738 664
	SAH	TN0007610017	A	11	SAH	Continu	842,68	9,690	10,030	3,51 %	0	0	0	568	133 190	1 309 228
	EURO CYCLES	TN0007570013	B	11	ECYCL	Continu	125,94	13,000	12,850	-1,15 %	0	0	0	151	11 691	151 017
	ATELIER MEUBLE INT	TN0007740012	B	11	SAM	Continu	33,65	5,800	6,050	4,31 %	0	0	0	249	41 813	250 760
	NEW BODY LINE	TN0007540016	B	11	NBL	Continu	20,74	4,970	4,880	4,23 %	0	0	0	43	5 001	24 613
	OFFICEPLAST	TN0007700016	B	12	PLAST	Fixing	14,22	1,030	0,970	-5,83 %	0	0	0	10	3 139	3 046
Construction & Materials							966,60				0	0	0	525	475 520	727 653
	CARTHAGE CEMENT	TN0007400013	A	11	CC	Continu	700,99	2,030	2,040	0,49 %	0	0	0	231	227 534	461 023
	MPBS	TN0007620016	B	11	MPBS	Continu	84,33	8,200	8,160	-0,49 %	0	0	0	39	18 771	151 757
	SOTEMAIL	TN0007600018	B	12	SOTEM	Fixing	46,59	1,200	1,350	12,50 %	0	0	0	5	308	388
	SIMPAR	TN0004000055	B	12	SIMPA	Fixing	37,84	34,400	34,400	0,00 %	0	0	0	4	300	10 320
	SITS	TN0007180011	B	12	SITS	Fixing	29,64	1,880	1,900	1,06 %	0	0	0	6	450	835
	CIMENTS DE BIZERTE	TN0007350010	B	12	SCB	Fixing	26,43	0,620	0,600	-3,23 %	0	0	0	13	652	409
	SOMOCER	TN0006780019	B	11	SOMOC	Continu	17,48	0,470	0,430	-8,51 %	0	0	0	217	225 622	99 643
	SANIMED	TN0007730013	S	99	SMD	Fixing	14,51	1,170	1,170	0,00 %	0	0	0	0	0	0
	ESSOUKNA	TN0007210016	B	12	SOKNA	Fixing	8,79	1,750	1,740	-0,57 %	0	0	0	10	1 883	3 276
Basic Resources							430,71				0	0	0	294	95 571	505 824
	TPR	TN0007270010	A	11	TPR	Continu	285,00	5,620	5,700	1,42 %	0	0	0	77	29 679	166 797
	SOTIPAPIER	TN0007630015	B	11	STPAP	Continu	145,71	5,220	5,170	-0,96 %	0	0	0	217	65 892	339 026
Chemicals							372,98				0	0	0	217	7 217	562 217
	ICF	TN0003200755	B	11	ICF	Continu	171,15	77,400	81,500	5,30 %	0	0	0	192	6 809	529 287
	AIR LIQUIDE TSIE	TN0002300358	B	12	AL	Fixing	138,35	84,000	84,490	0,58 %	0	0	0	20	387	32 560
	ALKIMIA	TN0003800703	S	99	ALKIM	Fixing	63,48	1								

FOREIGN OWNERSHIP

Updated on : 27 september 2024

Companies	Situation on : 20 september 2024		From 23/09/2024 to 27/09/2024		Situation on : 27 september 2024		
	Foreign ownership	in %	Foreign Movements		Admitted securities	Foreign ownership	in %
			Buy	Sell			
AETECH	2 763	0,1	-	-	2 223 334	2 763	0,1
AIR LIQUIDE TSIE	969 288	59,2	-	-	1 637 504	969 288	59,2
ALKIMIA	1 660	0,1	-	-	3 947 253	1 660	0,0
AMEN BANK	149 384	0,5	500	-	30 264 000	149 884	0,5
ARTES	3 563 162	9,3	-	50	38 250 000	3 563 112	9,3
ASSAD	51 928	0,2	-	-	24 000 000	51 928	0,2
ASSUR MAGHREBIA	7	0,0	-	-	4 500 000	7	0,0
ASSU MAGHREBIA VIE	50 414	0,2	-	7 000	25 000 000	43 414	0,2
ASTREE	1 811 556	30,2	-	-	6 000 000	1 811 556	30,2
ATB	64 328 223	64,3	-	-	100 000 000	64 328 223	64,3
ATELIER MEUBLE INT	13 825	0,2	-	-	5 561 635	13 825	0,2
ATL	-	-	-	-	32 500 000	-	-
ATTIJARI BANK	24 087 590	57,4	-	-	42 000 000	24 087 590	57,4
ATTIJARI LEASING	411	0,0	-	-	2 750 000	411	0,0
BEST LEASE	12 205 188	40,7	-	-	30 000 000	12 205 188	40,7
BH ASSURANCE	-	-	-	-	2 660 000	-	-
BH BANK	120 233	0,3	-	-	47 600 000	120 233	0,3
BH LEASING	65 187	0,9	-	-	7 000 000	65 187	0,9
BIAT	74 243	0,2	2	279	35 700 000	73 966	0,2
BNA	3 514 151	5,5	-	-	64 000 000	3 514 151	5,5
BT	98 844 778	36,6	1 000	-	270 000 000	98 845 778	36,6
BTE-ADP	2	0,0	-	-	1 000 000	2	0,0
CARTHAGE CEMENT	1 091 346	0,3	-	-	343 624 940	1 091 346	0,3
CELLCOM	108 969	2,4	-	-	4 461 532	108 969	2,4
CIL	1	0,0	-	-	7 000 000	1	0,0
CIMENTS DE BIZERTE	12 870	0,0	-	-	44 047 290	12 870	0,0
CITY CARS	16 846	0,1	200	-	18 000 000	17 046	0,1
DELICE HOLDING	1 945 618	3,5	-	-	54 907 262	1 945 618	3,5
ENNAKL AUTOMOBILES	3 105 439	10,4	-	-	30 000 000	3 105 439	10,4
ESSOUKNA	3 130	0,1	-	-	5 050 500	3 130	0,1
EURO-CYCLES	2 490 615	25,4	-	-	9 801 000	2 490 615	25,4
GIF-FILTER	112 284	1,1	-	-	10 563 994	112 284	1,1
HANNIBAL LEASE	2 202 230	20,0	-	-	11 000 000	2 202 230	20,0
ICF	560 609	26,7	250	-	2 100 000	560 859	26,7
LAND'OR	5 072 776	36,8	-	-	13 784 285	5 072 776	36,8
MAGASIN GENERAL	1 148 455	7,3	-	-	15 777 070	1 148 455	7,3
MONOPRIX	186	0,0	-	-	25 345 736	186	0,0
MPBS	2	0,0	-	-	10 334 430	2	0,0
NEW BODY LINE	6 851	0,2	-	-	4 250 400	6 851	0,2
OFFICEPLAST	1 100 339	7,5	-	-	14 662 164	1 100 339	7,5
ONE TECH HOLDING	277 909	0,3	1 000	-	80 400 000	278 909	0,3
PLAC. TSIE-SICAF	-	-	-	-	1 000 000	-	-
POULINA GP HOLDING	404 663	0,2	-	-	180 003 600	404 663	0,2
SAH	196 385	0,2	150	-	84 015 979	196 535	0,2
SANIMED	5 999	0,0	-	-	12 400 000	5 999	0,0
SFBT	171 699 231	64,0	-	-	268 125 000	171 699 231	64,0
SIAME	51 444	0,3	-	-	15 444 000	51 444	0,3
SIMPAR	181	0,0	-	-	1 100 000	181	0,0
SIPHAT	10 652	0,6	-	-	1 800 000	10 652	0,6
SITS	1 812 766	11,6	-	-	15 600 000	1 812 766	11,6
SMART TUNISIE	-	-	-	-	8 677 237	-	-
SOMOCER	299 404	0,7	-	33 333	40 656 000	266 071	0,7
SOTEMAIL	400	0,0	-	-	34 513 514	400	0,0
SOTETEL	38 170	0,8	-	-	4 636 800	38 170	0,8
SOTIPAPIER	10 705 635	38,0	-	-	28 184 091	10 705 635	38,0
SOTRAPIL	5 547	0,1	-	-	4 138 200	5 547	0,1
SOTUMAG	100	0,0	-	-	13 200 000	100	0,0
SOTUVER	51 556	0,1	-	-	39 254 475	51 556	0,1
SPDIT - SICAF	658	0,0	-	-	28 000 000	658	0,0
STA	-	-	-	-	2 000 000	-	-
STAR	925 854	40,1	-	-	2 307 693	925 854	40,1
STB	1 569 441	1,0	-	-	155 375 000	1 569 441	1,0
STIP	22	0,0	-	-	4 207 823	22	0,0
TAWASOL GP HOLDING	78 830	0,1	-	-	108 000 000	78 830	0,1
TELNET HOLDING	79 559	0,7	3 400	-	12 130 800	82 959	0,7
TPR	60 729	0,1	-	-	50 000 000	60 729	0,1
TUNINVEST-SICAR	239	0,0	-	-	966 000	239	0,0
TUNIS RE	6 068	0,0	-	-	20 000 000	6 068	0,0
TUNISAIR	7 272 926	6,8	-	-	106 199 280	7 272 926	6,8
TUNISIE LEASING & FACT	55 742	0,5	-	-	10 800 000	55 742	0,5
UADH	20 352	0,1	-	-	36 953 847	20 352	0,1
UBCI	2 246 057	11,2	-	-	20 001 529	2 246 057	11,2
UIB	17 008 652	52,2	4	-	32 560 000	17 008 656	52,2
UNIMED	6 834	0,0	-	-	32 000 000	6 834	0,0
WIFACK INT BANK	9 118 347	30,4	-	-	30 000 000	9 118 347	30,4