

Weekly indicators & trading activity

Trading Value in TND

Weekly change

16 137 646
Total Trading value in TND

-35,47 %

12 365 700
Shares Trading Value

-39,27 %

0
Bonds Trading Value

-100,00 %

260 044
Parallel Market value

575,12 %

3 511 893
Registrations

-23,64 %

10
Declarations

Trading volume

Weekly change

1 940 204
Total trading volume

-16,41 %

1 752 920
Shares Trading Volume

-17,06 %

0
Bonds Trading Volume

-100,00 %

59 476
Parallel Market value

258,16 %

127 807
Registrations

-32,99 %

1
Declarations

26 034
Capitalization in MD

6,43 %
Annual change

9 804,44
TUNINDEX

-0,06 %
Weekly change

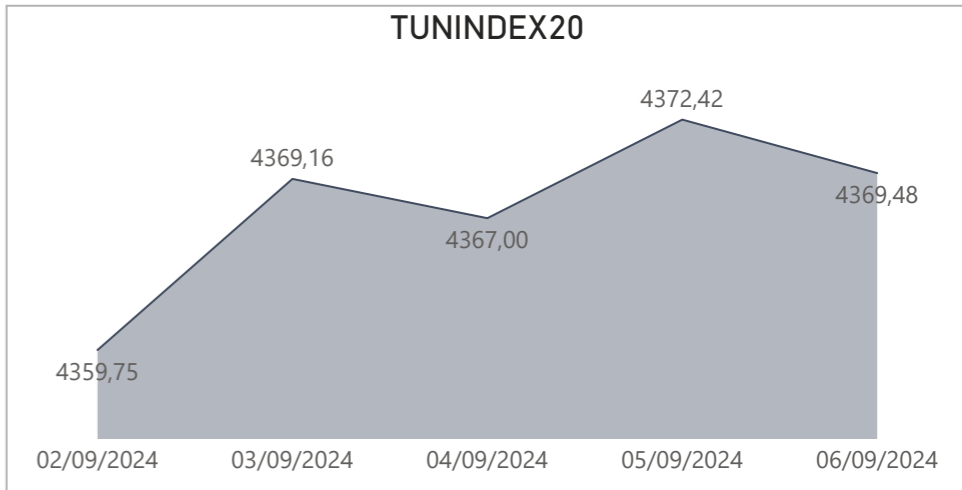
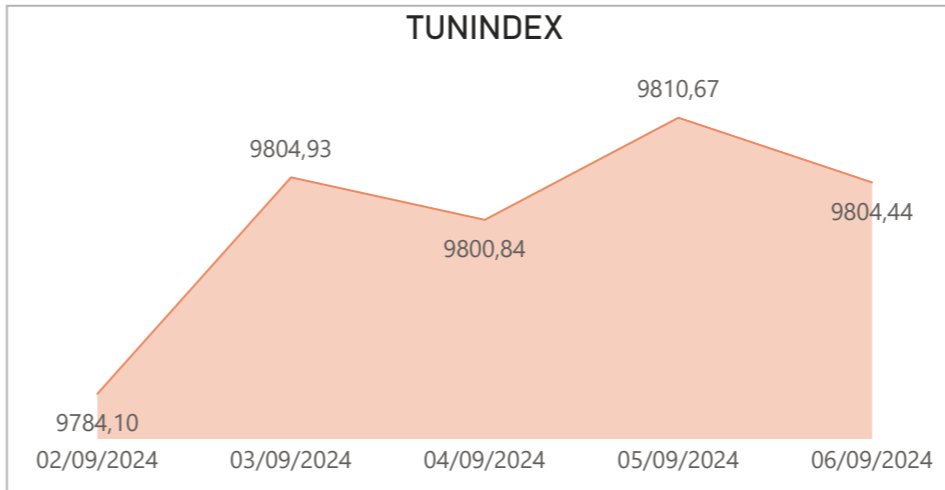
12,04 %
Annual change

4 369,48
TUNINDEX20

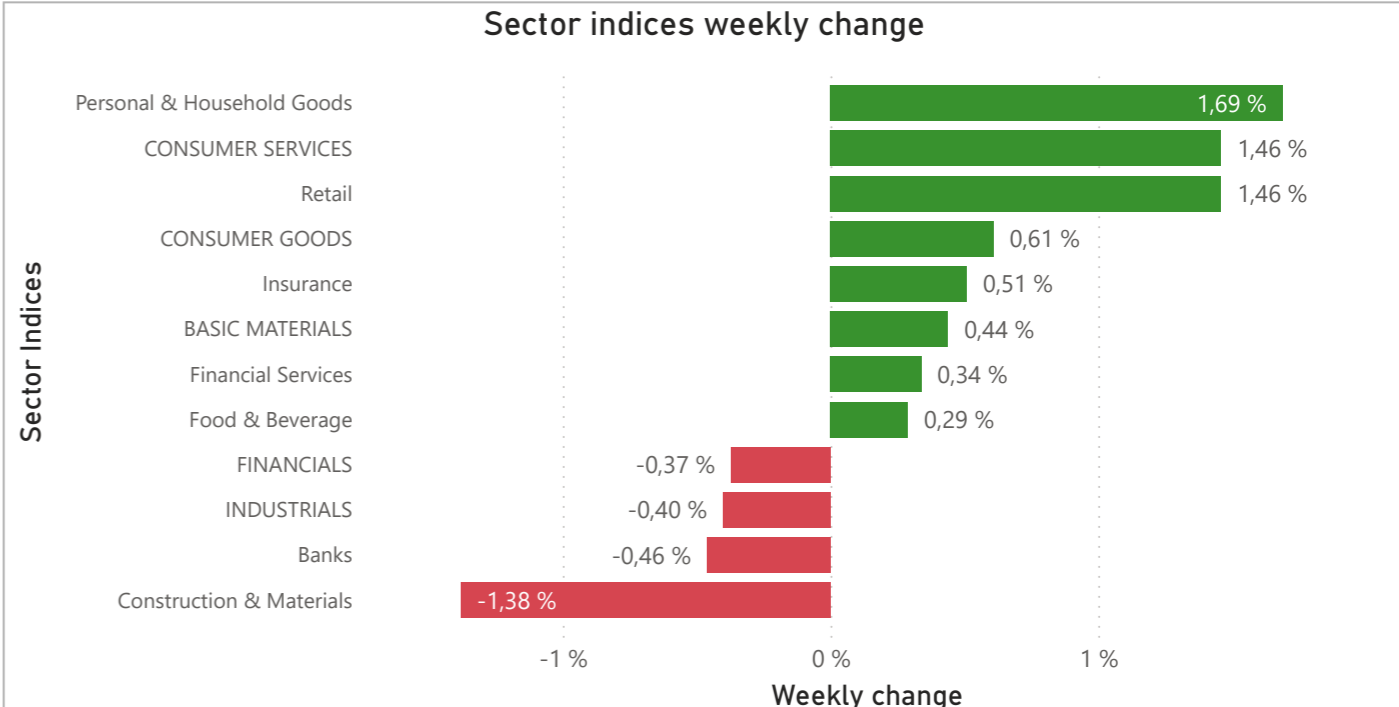
-0,09 %
Weekly change

14,21 %
Annual change

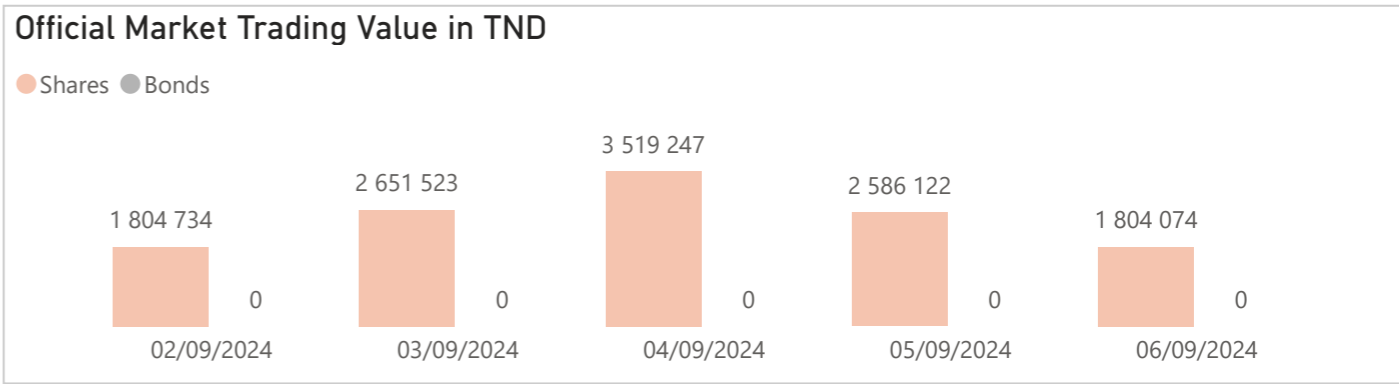
INDICES	TUNINDEX		TUNINDEX20		
	session	Index value	Daily change	Index value	Daily change
	02/09/2024	9 784,10	-0,27 %	4 359,75	-0,31 %
	03/09/2024	9 804,93	0,21 %	4 369,16	0,22 %
	04/09/2024	9 800,84	-0,04 %	4 367,00	-0,05 %
	05/09/2024	9 810,67	0,10 %	4 372,42	0,12 %
	06/09/2024	9 804,44	-0,06 %	4 369,48	-0,07 %



Sector Indices	Index Value	Last week Index Value	Weekly change	Annual change	Weight in TUNINDEX
FINANCIALS	7 397,63	7 425,00	-0,37 %	12,91 %	63,10 %
Banks	6 885,87	6 917,87	-0,46 %	12,87 %	56,42 %
Insurance	14 473,49	14 400,06	0,51 %	1,63 %	3,68 %
Financial Services	12 101,11	12 060,47	0,34 %	31,75 %	2,99 %
CONSUMER SERVICES	3 084,93	3 040,63	1,46 %	2,75 %	3,55 %
Retail	4 860,30	4 790,50	1,46 %	2,75 %	3,55 %
CONSUMER GOODS	8 193,34	8 143,28	0,61 %	16,68 %	21,17 %
Food & Beverage	10 160,80	10 131,13	0,29 %	16,40 %	15,87 %
Personal & Household Goods	2 556,66	2 514,12	1,69 %	17,75 %	5,25 %
INDUSTRIALS	1 694,10	1 700,92	-0,40 %	2,11 %	7,86 %
Construction & Materials	693,14	702,81	-1,38 %	-2,03 %	3,39 %
BASIC MATERIALS	4 485,36	4 465,58	0,44 %	14,86 %	2,30 %



Session	Trades number	Trading Volume	Trading Value in TND	Trading Value in %
02/09/2024	999	204 801	1 804 734	14,59%
03/09/2024	1 236	363 811	2 651 523	21,44%
04/09/2024	1 414	411 973	3 519 247	28,46%
05/09/2024	1 292	539 291	2 586 122	20,91%
06/09/2024	1 022	233 044	1 804 074	14,59%
Total	5 963	1 752 920	12 365 700	100,00%



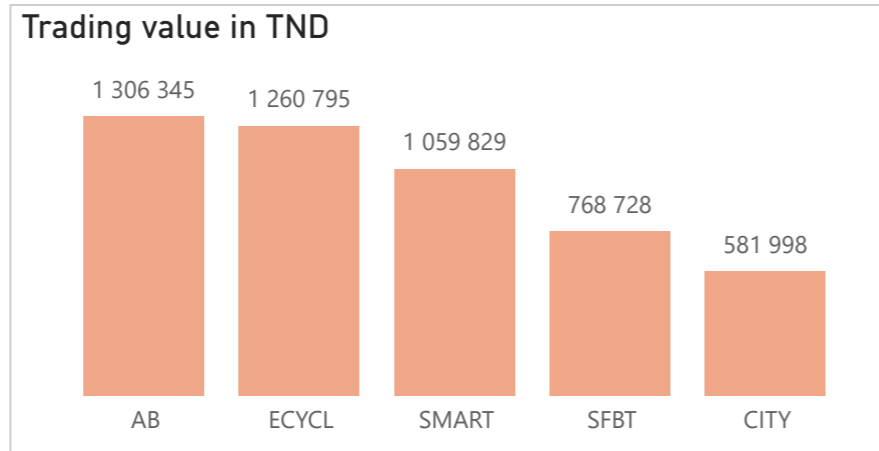
Session	Trades number	Trading Volume	Trading Value in TND	Trading Value in %
02/09/2024	12	4 255	7 234	2,78%
03/09/2024	7	11 062	18 916	7,27%
04/09/2024	13	2 190	3 833	1,47%
05/09/2024	14	22 307	40 153	15,44%
06/09/2024	37	19 662	189 909	73,03%
Total	83	59 476	260 044	100,00%

Session	Trades number	Trading volume	Trading value in TND	Trading value in %
02/09/2024	4	4	116	0,00%
03/09/2024	5	23 184	1 348 856	38,41%
04/09/2024	4	18 247	16 103	0,46%
05/09/2024	7	86 370	2 146 609	61,12%
06/09/2024	2	2	208	0,01%
Total	22	127 807	3 511 893	100,00%

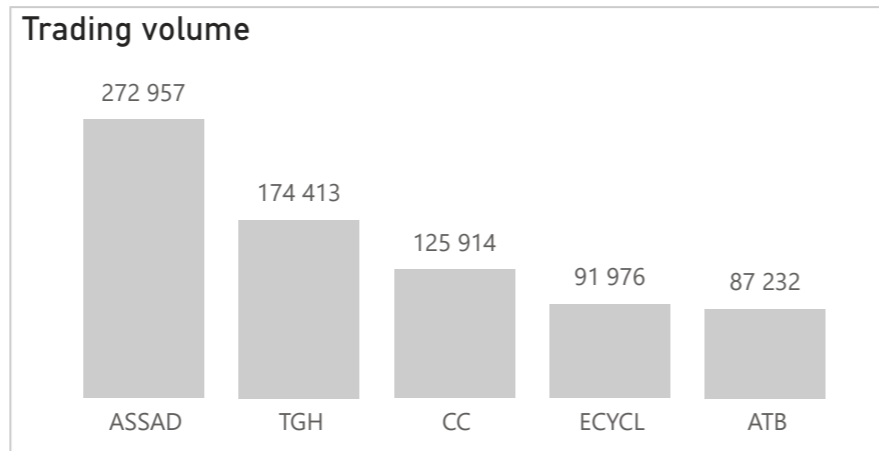
Weekly rankings of companies listed on the Main Market (Top 5)

Most active companies

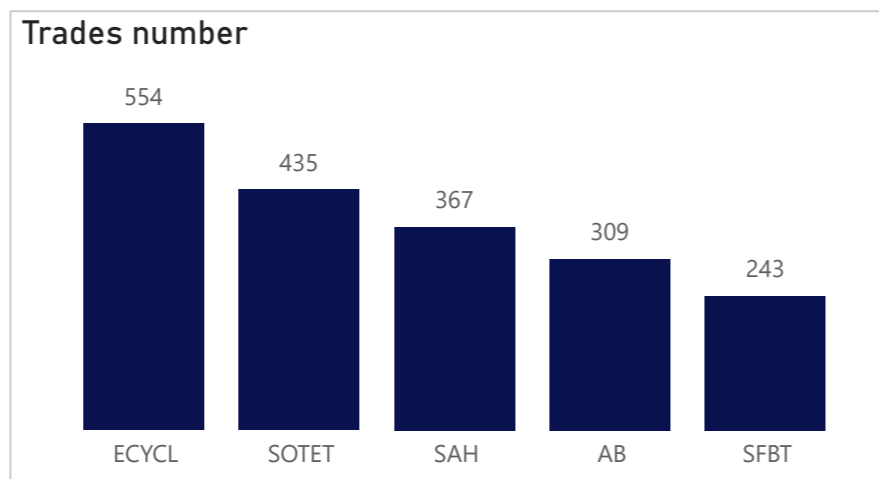
Company	Segment	Trading Group	Trading value in TND
AB	A	11	1 306 345
ECYCL	B	11	1 260 795
SMART	B	11	1 059 829
SFBT	A	11	768 728
CITY	A	11	581 998



Company	Segment	Trading Group	Trading volume
ASSAD	S	99	272 957
TGH	S	99	174 413
CC	A	11	125 914
ECYCL	B	11	91 976
ATB	A	11	87 232



Company	Segment	Trading Group	Trades number
ECYCL	B	11	554
SOTET	B	11	435
SAH	A	11	367
AB	A	11	309
SFBT	A	11	243

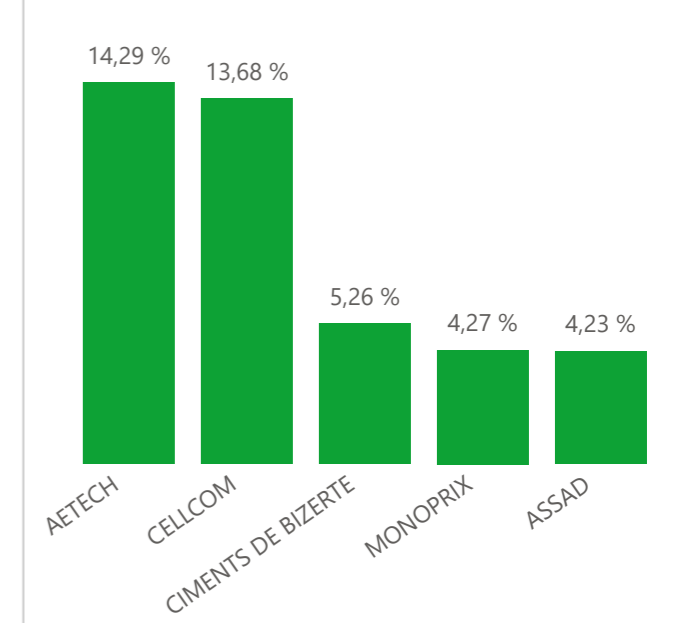


Weekly Yields

Top 5 Highest Yields

Company	Trading Group	Closing Price	Weekly yield
AETECH	99	0,240	14,29 %
CELLCOM	99	2,160	13,68 %
CIMENTS DE BIZERTE	12	0,600	5,26 %
MONOPRIX	12	4,150	4,27 %
ASSAD	99	0,740	4,23 %

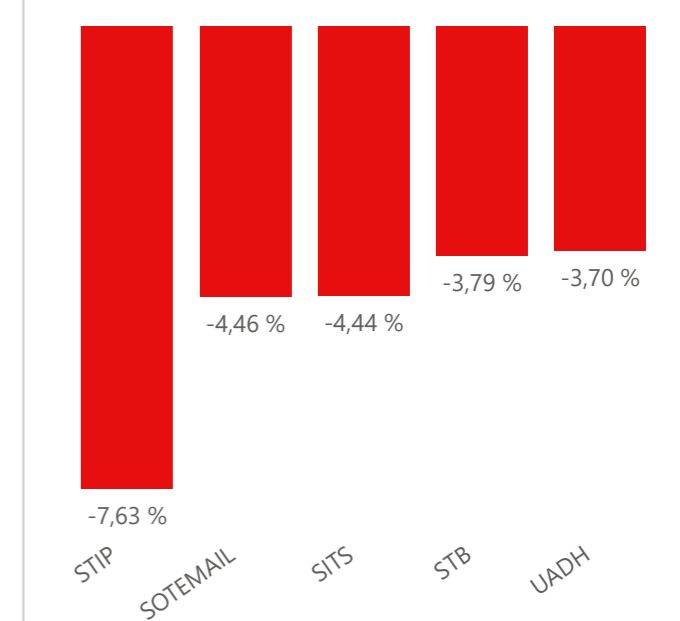
Top 5 Highest Yields



Top 5 Lowest Yields

Company	Trading Group	Closing Price	Weekly Yield
STIP	12	3,510	-7,63 %
SOTEMAIL	12	1,070	-4,46 %
SITS	12	1,720	-4,44 %
STB	11	3,050	-3,79 %
UADH	99	0,520	-3,70 %

Top 5 Lowest Yields



The Main Market: Weekly activity by listed company

Sector	Company	Code ISIN	Segment	Trading Group	MNEMO	Trading Method	Market Capitalization in MD	Last week closing price	Current week closing price	Weekly yield	#of block trades/Week	Block trading volume/Week	Block trading value in TND/Week	#of trades/Week	Trading volume/Week	Trading value in TND/Week
Banks							11 947,70				0	0	0	1 284	265 378	3 316 090
	BIAT	TN0001800457	A	11	BIAT	Continu	3 573,57	100,000	100,100	0,10 %	0	0	0	122	5 754	575 219
	ATTIJARI BANK	TN0001600154	A	11	TJARI	Continu	2 263,80	54,000	53,900	-0,19 %	0	0	0	97	5 124	273 602
	BT	TN0002200053	A	11	BT	Continu	1 382,40	5,120	5,120	0,00 %	0	0	0	106	35 180	180 282
	AB	TN0003400058	A	11	AB	Continu	1 301,35	43,750	43,000	-1,71 %	0	0	0	309	30 339	1 306 345
	UIB	TN0003900107	A	11	UIB	Continu	745,62	23,500	22,900	-2,55 %	0	0	0	105	10 735	242 385
	BH BANK	TN0001900604	A	11	BH	Continu	667,35	14,000	14,020	0,14 %	0	0	0	10	724	10 080
	BNA	TN0003100609	A	11	BNA	Continu	522,88	8,160	8,170	0,12 %	0	0	0	166	25 482	206 376
	STB	TN0002600955	A	11	STB	Continu	473,89	3,170	3,050	-3,79 %	0	0	0	164	57 603	176 932
	UBCI	TN0002400505	A	12	UBCI	Fixing	432,03	21,600	21,600	0,00 %	0	0	0	4	2 000	43 200
	ATB	TN0003600350	A	11	ATB	Continu	304,00	3,100	3,040	-1,94 %	0	0	0	160	87 232	265 273
	WIFACK INTERNATIONAL BANK	TN0007200017	A	12	WIFAK	Fixing	276,00	9,030	9,200	1,88 %	0	0	0	15	2 710	24 453
	BTE	TN0001300557	B	12	BTE	Fixing	4,80	4,870	4,800	-1,44 %	0	0	0	26	2 495	11 944
Food & Beverage							5 819,31				0	0	0	769	158 046	1 753 146
	SFBT	TN0001100254	A	11	SFBT	Continu	3 268,44	12,240	12,190	-0,41 %	0	0	0	243	63 587	768 728
	POULINA GP HOLDING	TN0005700018	A	11	PGH	Continu	1 636,23	8,900	9,090	2,13 %	0	0	0	241	55 398	504 316
	DELICE HOLDING	TN0007670011	A	11	DH	Continu	779,68	14,030	14,200	1,21 %	0	0	0	142	23 075	326 043
	LAND OR	TN0007510019	B	11	LNDOR	Continu	134,95	9,420	9,790	3,93 %	0	0	0	143	15 986	154 059
Insurance							1 311,54				0	0	0	28	5 665	35 670
	STAR	TN0006060016	A	12	STAR	Fixing	390,00	169,000	169,000	0,00 %	0	0	0	0	0	0
	ASTREE	TN0003000452	A	12	AST	Fixing	269,40	44,900	44,900	0,00 %	0	0	0	0	0	0
	ASSUR MAGHREBIA	TN0007830011	A	12	ASSMA	Fixing	238,46	52,800	52,990	0,36 %	0	0	0	1	13	689
	ASSU MAGHREBIA VIE	TNDKJ8O68X14	B	11	AMV	Continu	150,00	6,000	6,000	0,00 %	0	0	0	17	4 475	26 630
	TUNIS RE	TN0007380017	B	12	TRE	Fixing	138,00	6,650	6,900	3,76 %	0	0	0	10	1 177	8 351
	BH ASSURANCE	TN0006550016	B	12	BHASS	Fixing	125,69	47,250	47,250	0,00 %	0	0	0	0	0	0
Retail							1 310,58				0	0	0	453	197 431	2 083 320
	ENNAKL AUTOMOBILES	TN0007410012	A	11	NAKL	Continu	323,40	10,600	10,780	1,70 %	0	0	0	52	3 969	42 673
	ARTES	TN0007300015	A	11	ARTES	Continu	238,68	6,280	6,240	-0,64 %	0	0	0	72	13 739	86 524
	CITY CARS	TN0007550015	A	11	CITY	Continu	228,60	12,690	12,700	0,08 %	0	0	0	39	46 186	581 998
	SMART TUNISIE	TNQPQXRODTH8	B	11	SMART	Continu	142,22	15,970	16,390	2,63 %	0	0	0	68	65 969	1 059 829
	MAGASIN GENERAL	TN0006440010	B	12	MAG	Fixing	121,48	7,490	7,700	2,80 %	0	0	0	47	7 620	56 578
	MONOPRIX	TN0001000108	B	12	MNP	Fixing	105,18	3,980	4,150	4,27 %	0	0	0	23	17 377	72 457
	SOTUMAG	TN0006580013	B	11	MGR	Continu	83,16	6,330	6,300	-0,47 %	0	0	0	33	5 073	31 968
	STA	TNNGTFLC2986	B	11	STA	Continu	39,00	18,950	19,500	2,90 %	0	0	0	45	4 926	97 094
	UADH	TN0007690019	S	99	UADH	Fixing	19,22	0,540	0,520	-3,70 %	0	0	0	19	7 559	3 790
	CELLCOM	TN0007590011	S	99	CELL	Fixing	9,64	1,900	2,160	13,68 %	0	0	0	55	25 013	50 409
Industrial Goods & Services							1 271,91				0	0	0	331	76 548	675 062
	ONE TECH HOLDING	TN0007530017	A	11	OTH	Continu	738,88	9,120	9,190	0,77 %	0	0	0	93	31 232	285 924
	SOTUVER	TN0006560015	A	11	SOTUV	Continu	478,51	12,200	12,190	-0,08 %	0	0	0	172	26 658	323 887
	SIAME	TN0006590012	B	11	SIAME	Continu	54,52	3,560	3,530	-0,84 %	0	0	0	66	18 658	65 251
Financial Services							1 093,59				0	0	0	160	44 771	364 599
	SPDIT SICAF	TN0001400704	A	12	SPDIT	Fixing	355,04	12,680	12,680	0,00 %	0	0	0	23	1 241	15 736
	TUNISIE LEASING ET FACTORING	TN0002100907	B	12	TLS	Fixing	168,59	15,150	15,610	3,04 %	0	0	0	55	8 587	131 726
	CIL	TN0004200853	B	12	CIL	Fixing	154,00	22,000	22,000	0,00 %	0	0	0	5	349	7 345
	ATL	TN0004700100	B	11	ATL	Continu	126,75	3,880	3,900	0,52 %	0	0	0	25	13 683	53 282
	HANNIBAL LEASE	TN0007310139	B	12	HL	Fixing	82,50	7,500	7,500	0,00 %	0	0	0	26	16 498	123 735
	BEST LEASE	TN0007580012	B	12	BL	Fixing	69,00	2,300	2,300	0,00 %	0	0	0	5	2 604	5 989
	ATTIJARI LEASING	TN0006610018	B	11	TJL	Continu	53,43	19,820	19,430	-1,97 %	0	0	0	11	1 260	24 505
	PLAC TSIE SICAF	TN0002500650	B	12	PLTU	Fixing	46,01	46,010	46,010	0,00 %	0	0	0	0	0	0
	BH LEASING	TN0006720049	B	12	BHL	Fixing	29,19	4,170	4,170	0,00 %	0	0	0	10	549	2 280
	TUNINVEST SICAR	TN0004100202	B	12	TINV	Fixing	9,08	9,400	9,400	0,00 %	0	0	0	0	0	0
Personal & Household Goods							1 012,10				0	0	0	1 019	158 543	1 867 300
	SAH	TN0007610017	A	11	SAH	Continu	806,55	9,450	9,600	1,59 %	0	0	0	367	60 157	574 695
	EURO CYCLES	TN0007570013	B	11	ECYCL	Continu	131,82	13,250	13,450	3,77 %	0	0	0	554	91 976	1 260 795
	ATELIER MEUBLE INT	TN0007740012	B	11	SAM	Continu	33,87	6,170	6,090	-1,30 %	0	0	0	50	3 082	18 642
	NEW BODY LINE	TN0007540016	B	11	NBL	Continu	21,08	4,960	4,960	0,00 %	0	0	0	39	2 509	12 292
	OFFICEPLAST	TN0007700016	B	12	PLAST	Fixing	15,69	1,070	1,070	0,00 %	0	0	0	9	819	876
	ELECTROSTAR	TN0006650014	S	99	LSTR	Fixing	3,09	0,300	0,300	0,00 %	0	0	0	0	0	0
Construction & Materials							944,09				0	0	0	388	168 124	326 067
	CARTHAGE CEMENT	TN0007400013	A	11	CC	Continu	690,69	2,050	2,010	-1,95 %	0	0	0	196	125 914	252 960
	MPBS	TN0007620016	B	11	MPBS	Continu	84,54	8,090	8,180	1,11 %	0	0	0	90	6 596	54 853
	SIMPAR	TN0004000055	B	12	SIMPA	Fixing	37,84	34,400	34,400	0,00 %	0	0	0	3	30	1 032
	SOTEMAIL	TN0007600018	B	12	SOTEM	Fixing	36,93	1,120	1,070	-4,46 %	0	0	0	0	0	0
	SITS	TN0007180011	B	12	SITS	Fixing	26,83	1,800	1,720	-4,44 %	0	0	0	1	35	63
	CIMENTS DE BIZERTE	TN0007350010	B	12	SCB	Fixing	26,43	0,570	0,600	5,26 %	0	0	0	16	3 276	1 966
	SOMOCER	TN0006780019	B	11	SOMOC	Continu	19,11	0,480	0,470	-2,08 %	0	0	0	80	32 218	15 137
	SANIMED	TN0007730013	S	99	SMD	Fixing	12,90	1,030	1,040	0,97 %	0	0	0	2	55	55
	ESSOUKNA	TN0007210016	B	12	SOKNA	Fixing	8,84	1,750	1,750	0,00 %	0	0	0	0	0	0
Basic Resources							436,38				0	0	0	347	88 813	485 082
	TPR	TN0007270010	A	11	TPR	Continu	287,00	5,560	5,740	3,24 %	0	0	0	138	34 098	189 561
	SOTIPAPIER	TN0007630015	B	11	STPAP	Continu	149,38	5,500	5,300	-3,64 %	0	0	0	209	54 715	295 521
Chemicals							334,54				0	0	0	247	5 741	436 550
	ICF	TN0003200755	B	11	ICF	Continu	162,33	77,500	77,300	-0,26 %	0	0	0	232	5 479	417 573
	AIR LIQUIDE TSIE	TN0002300358	B	12	AL	Fixing	137,55	84,000	84,000	0,00 %						

FOREIGN OWNERSHIP

Updated on : 06 september 2024

Companies	Situation on : 30 august 2024		From 02/09/2024 to 06/09/2024		Situation on : 06 september 2024		
	Foreign ownership	in %	Foreign Movements		Admitted securities	Foreign ownership	in %
			Buy	Sell			
AETECH	2 763	0,1	-	-	2 223 334	2 763	0,1
AIR LIQUIDE TSIE	969 288	59,2	-	-	1 637 504	969 288	59,2
ALKIMIA	1 660	0,1	-	-	1 947 253	1 660	0,1
AMEN BANK	146 505	0,5	-	-	30 264 000	146 505	0,5
ARTES	3 563 162	9,3	-	-	38 250 000	3 563 162	9,3
ASSAD	51 928	0,2	-	-	24 000 000	51 928	0,2
ASSUR MAGHREBIA	7	0,0	-	-	4 500 000	7	0,0
ASSU MAGHREBIA VIE	43 414	0,2	-	-	25 000 000	43 414	0,2
ASTREE	1 811 556	30,2	-	-	6 000 000	1 811 556	30,2
ATB	64 328 223	64,3	-	-	100 000 000	64 328 223	64,3
ATELIER MEUBLE INT	13 825	0,2	-	-	5 561 635	13 825	0,2
ATL	-	-	-	-	32 500 000	-	-
ATTIJARI BANK	24 085 973	57,3	-	-	42 000 000	24 085 973	57,3
ATTIJARI LEASING	411	0,0	-	-	2 750 000	411	0,0
BEST LEASE	12 205 188	40,7	-	-	30 000 000	12 205 188	40,7
BH ASSURANCE	-	-	-	-	2 660 000	-	-
BH BANK	121 523	0,3	-	-	47 600 000	121 523	0,3
BH LEASING	65 187	0,9	-	-	7 000 000	65 187	0,9
BIAT	74 343	0,2	-	-	35 700 000	74 343	0,2
BNA	3 514 151	5,5	-	-	64 000 000	3 514 151	5,5
BT	98 844 778	36,6	-	-	270 000 000	98 844 778	36,6
BTE-ADP	2	0,0	-	-	1 000 000	2	0,0
CARTHAGE CEMENT	1 091 346	0,3	-	-	343 624 940	1 091 346	0,3
CELLCOM	108 969	2,4	-	-	4 461 532	108 969	2,4
CIL	1	0,0	-	-	7 000 000	1	0,0
CIMENTS DE BIZERTE	12 870	0,0	-	-	44 047 290	12 870	0,0
CITY CARS	16 846	0,1	-	-	18 000 000	16 846	0,1
DELICE HOLDING	1 945 618	3,5	-	-	54 907 262	1 945 618	3,5
ELECTROSTAR	760	0,0	-	-	10 287 556	760	0,0
ENNAKL AUTOMOBILES	3 104 959	10,3	480	-	30 000 000	3 105 439	10,4
ESSOUKNA	3 130	0,1	-	-	5 050 500	3 130	0,1
EURO-CYCLES	2 491 260	25,4	-	-	9 801 000	2 491 260	25,4
GIF-FILTER	112 284	1,1	-	-	10 563 994	112 284	1,1
HANNIBAL LEASE	2 201 730	20,0	500	-	11 000 000	2 202 230	20,0
ICF	560 609	26,7	-	-	2 100 000	560 609	26,7
LAND'OR	5 072 776	36,8	-	-	13 784 285	5 072 776	36,8
MAGASIN GENERAL	1 148 455	7,3	-	-	15 777 070	1 148 455	7,3
MIP	2 199 467	50,0	-	-	4 398 937	2 199 467	50,0
MONOPRIX	186	0,0	-	-	25 345 736	186	0,0
MPBS	2	0,0	-	-	10 334 430	2	0,0
NEW BODY LINE	6 851	0,2	-	-	4 250 400	6 851	0,2
OFFICEPLAST	1 100 339	7,5	-	-	14 662 164	1 100 339	7,5
ONE TECH HOLDING	276 909	0,3	-	-	80 400 000	276 909	0,3
PLAC. TSIE-SICAF	-	-	-	-	1 000 000	-	-
POULINA GP HOLDING	409 663	0,2	-	5 000	180 003 600	404 663	0,2
SAH	198 885	0,2	-	2 500	84 015 979	196 385	0,2
SANIMED	5 999	0,0	-	-	12 400 000	5 999	0,0
SFBT	171 699 232	64,0	-	-	268 125 000	171 699 232	64,0
SIAME	51 624	0,3	-	-	15 444 000	51 624	0,3
SIMPAR	181	0,0	-	-	1 100 000	181	0,0
SIPHAT	10 652	0,6	-	-	1 800 000	10 652	0,6
SITS	1 812 766	11,6	-	-	15 600 000	1 812 766	11,6
SMART TUNISIE	-	-	-	-	8 677 237	-	-
SOMOCER	299 404	0,7	-	-	40 656 000	299 404	0,7
SOTEMAIL	400	0,0	-	-	34 513 514	400	0,0
SOTETEL	42 325	0,9	-	-	4 636 800	42 325	0,9
SOTIPAPIER	10 705 635	38,0	-	-	28 184 091	10 705 635	38,0
SOTRAPIL	5 272	0,1	275	-	4 138 200	5 547	0,1
SOTUMAG	100	0,0	-	-	13 200 000	100	0,0
SOTUVER	51 803	0,1	-	-	39 254 475	51 803	0,1
SPDIT - SICAF	658	0,0	-	-	28 000 000	658	0,0
STA	-	-	-	-	2 000 000	-	-
STAR	925 854	40,1	-	-	2 307 693	925 854	40,1
STB	1 569 441	1,0	-	-	155 375 000	1 569 441	1,0
STIP	22	0,0	-	-	4 207 823	22	0,0
TAWASOL GP HOLDING	78 830	0,1	-	-	108 000 000	78 830	0,1
TELNET HOLDING	76 682	0,6	-	-	12 130 800	76 682	0,6
TPR	60 729	0,1	-	-	50 000 000	60 729	0,1
TUNINVEST-SICAR	239	0,0	-	-	966 000	239	0,0
TUNIS RE	6 068	0,0	-	-	20 000 000	6 068	0,0
TUNISAIR	7 272 926	6,8	-	-	106 199 280	7 272 926	6,8
TUNISIE LEASING & FACT	55 742	0,5	-	-	10 800 000	55 742	0,5
UADH	20 352	0,1	-	-	36 953 847	20 352	0,1
UBCI	2 246 057	11,2	-	-	20 001 529	2 246 057	11,2
UIB	17 008 502	52,2	-	-	32 560 000	17 008 502	52,2
UNIMED	9 288	0,0	-	-	32 000 000	9 288	0,0
WIFACK INT BANK	9 118 347	30,4	-	-	30 000 000	9 118 347	30,4